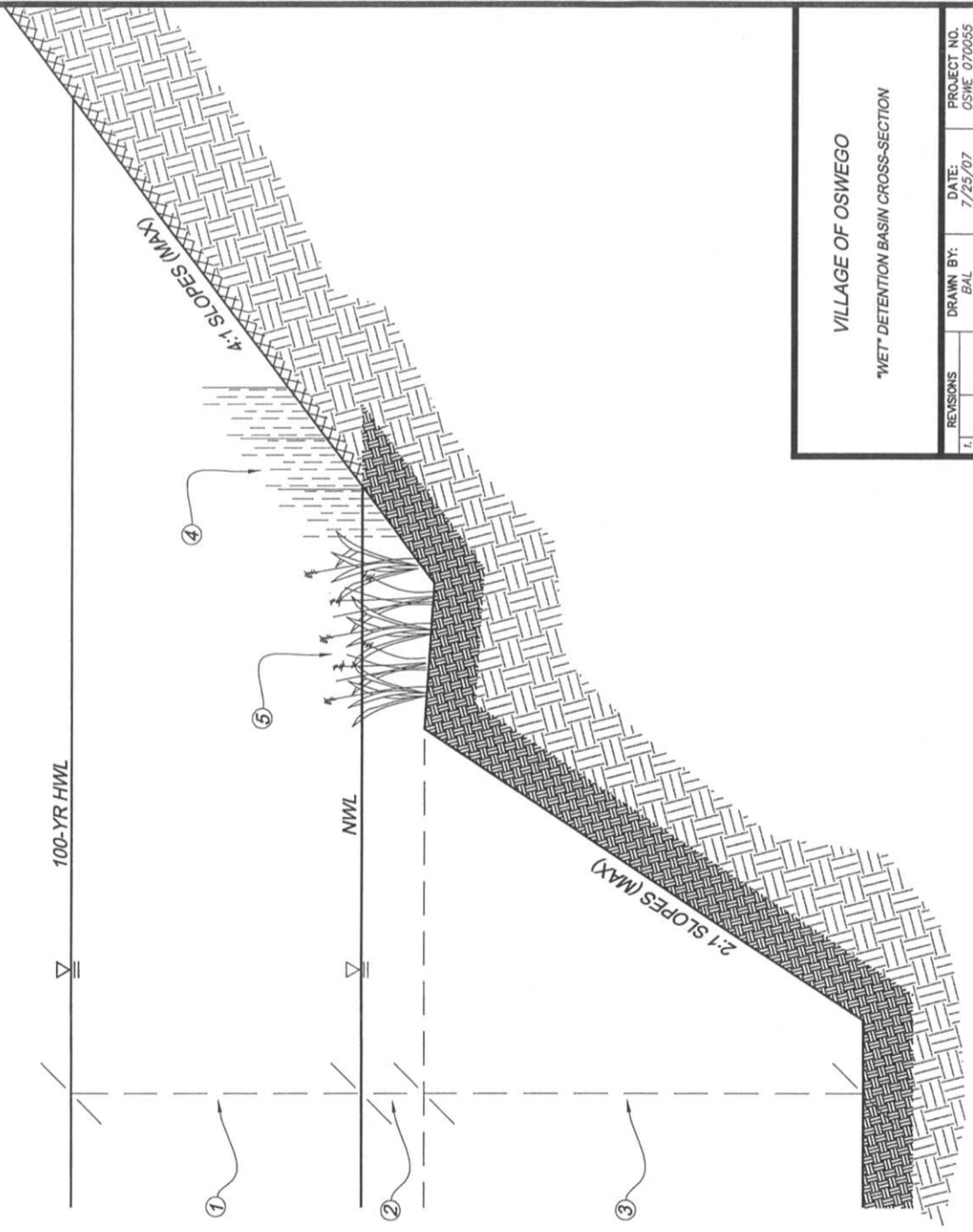


“F”

VILLAGE OF OSWEGO




"WET" DETENTION BASIN CROSS-SECTION



NOTES

1. RECOMMENDED MAXIMUM ALLOWABLE "BOUNCE" OF 4".
2. SAFETY SHELF LOCATED ONE FOOT BELOW NWL. SHOULD BE A MINIMUM OF 6' WIDE AND BACKPITCHED TOWARDS THE SHORELINE.
3. MINIMUM DEPTH OF 6' BELOW SAFETY SHELF. IF FISH HABITAT IS PROVIDED, MINIMUM OF 10' DEPTH OVER AT LEAST 25% OF BOTTOM AREA.
4. SHORELINES PROTECTED WITH DEEP-ROOTED NATIVE PLANTINGS OR REINFORCED TURF MAT.
5. EMERGENT WETLAND PLANTINGS.

LEGEND

-  MINIMUM 6" RESPREAD TOPSOIL
-  MINIMUM 3" COMPACTED CLAY OR MANUFACTURED LINING SYSTEM
-  OTHER ONSITE SOILS

VILLAGE OF OSWEGO

"WET" DETENTION BASIN CROSS-SECTION

REVISIONS	DRAWN BY:	DATE:	PROJECT NO.
1.	BAL	7/25/07	OSWE 070055
2.			SHEET NO.
3.	DESIGNED BY:	HORIZ. SCALE:	
4.	CHECKED BY:	VERT. SCALE:	
5.			A